

Below is the first in a list of the words and phrases to do with counting that children will be expected to understand and use by the end of their Reception Year according to the Primary Framework for Mathematics.

COUNTING

Number

zero, one, two, three, four, five, six, seven, eight, nine, ten

The following pages give some practice at reading and writing these words. Use the light grey letters to trace over and the lines to control the size of the letters.

Schools use a variety of styles when teaching children to read. The font used here is just one of many styles used in schools, but there will probably be differences between these and the way your children are taught to form their letters in school.

Find out exactly how children are expected to form their letters, including where to start the letter and in which direction to form the letter by asking your teacher. It is important that this is done correctly to enable good practice to develop which in turn will lead to an easy and neat joined handwriting later. Indeed, your children may go to a school where joined, or cursive, writing is taught right from the beginning.

zero 0

zero

0

zero

0

zero

0

Blank handwriting lines for practice.

one 1



one one

one one

Blank handwriting lines for practice.

two 2



two


two

two

two

Blank handwriting lines for practice.

three




three

three

Blank handwriting lines for practice, consisting of a solid top line, a dashed middle line, and a solid bottom line.

four




four

four

Blank handwriting lines consisting of a solid top line, a dashed middle line, and a solid bottom line.

f i v e




f i v e

f i v e

Blank handwriting lines for practice, consisting of a solid top line, a dashed middle line, and a solid bottom line.

six



six

six

Blank handwriting lines for practice, consisting of a solid top line, a dashed middle line, and a solid bottom line.

seven



seven

seven

Blank handwriting lines for practice, consisting of a solid top line, a dashed middle line, and a solid bottom line.

e i g h t




e i g h t

e i g h t

Blank handwriting lines for practice, consisting of a solid top line, a dashed middle line, and a solid bottom line.

nine



nine

nine

Blank handwriting lines for practice, consisting of a solid top line, a dashed middle line, and a solid bottom line.

ten



ten

ten

Blank handwriting lines for practice, consisting of a solid top line, a dashed middle line, and a solid bottom line.